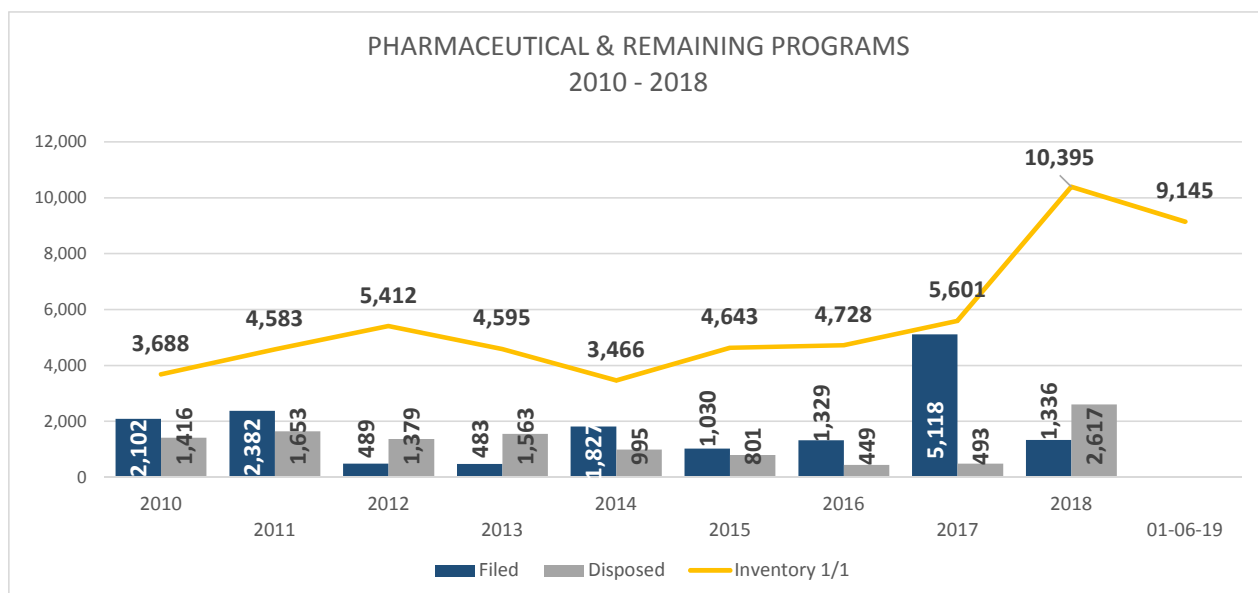
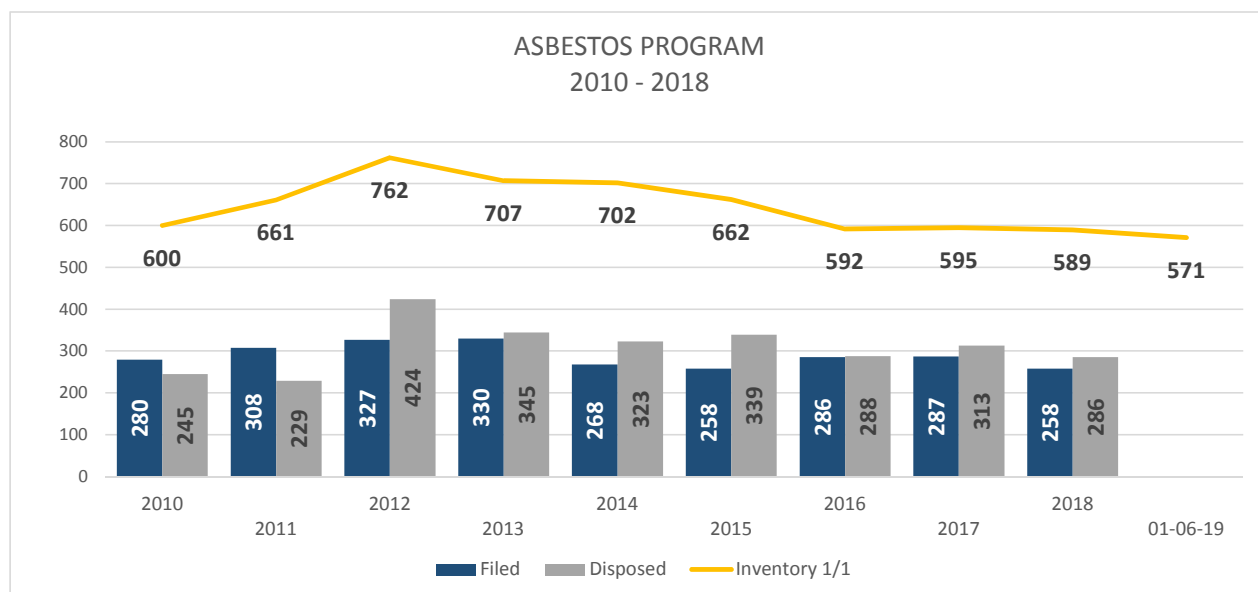
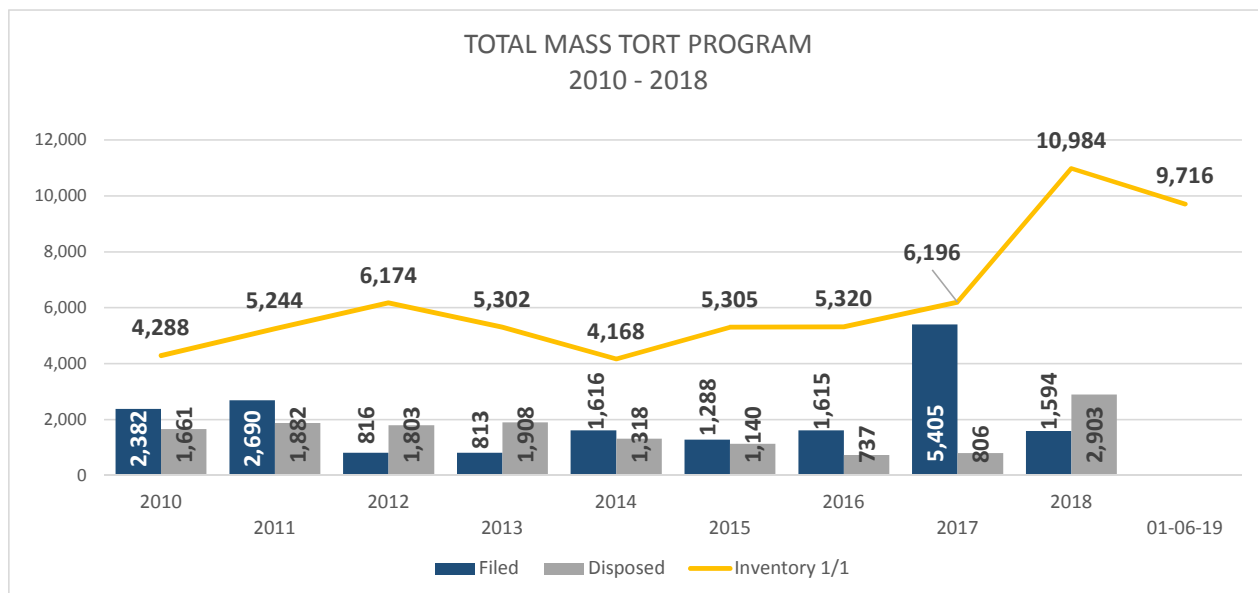


First Judicial District of PA: Trial Division - Civil

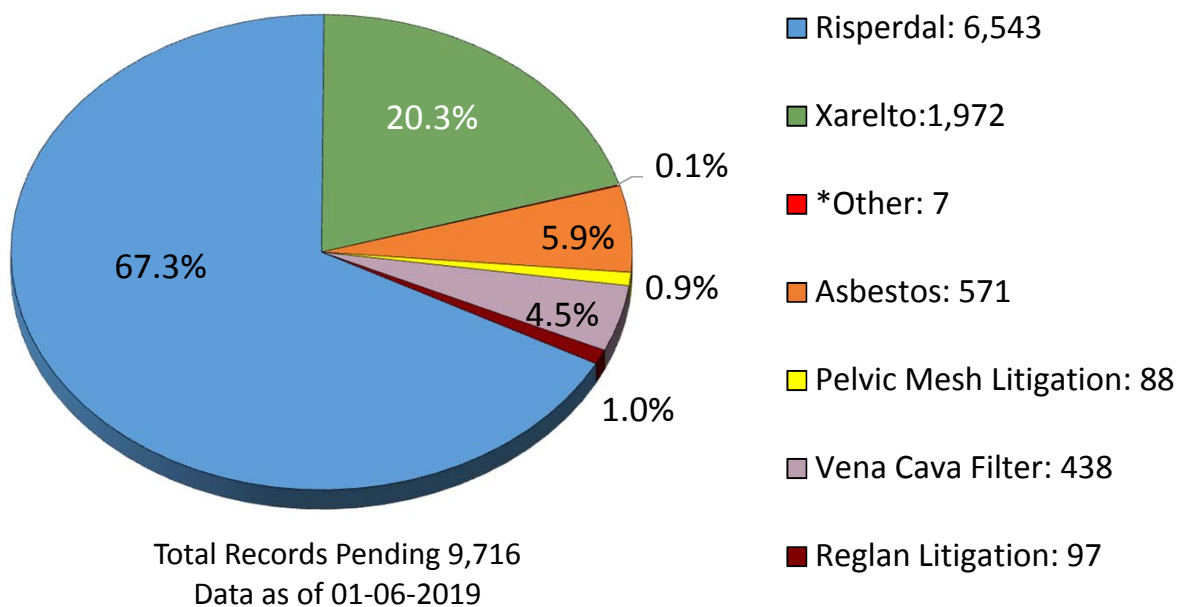
Mass Tort Program



First Judicial District of PA: Trial Division - Civil

MASS TORT PROGRAM

RECORDS PENDING BREAKDOWN DECEMBER TERM 2018



Program:	Inventory Pending	% of Inventory
Risperdal	6,543	67.34%
Xarelto	1,972	20.30%
Asbestos	571	5.88%
Vena Cava Filter	438	4.51%
Reglan Litigation	97	1.00%
Pelvic Mesh Litigation	88	0.91%
Yaz/Yasmin/Ocella Litigation	3	0.03%
Phen-Fen Litigation	2	0.02%
Paxil Birth Defect	1	0.01%
Firefighter Hearing Loss	1	0.01%
TOTAL	9,716	100.0%

* Other includes Yaz/Yasmin/Ocella Litigation (3), Phen Fen (2), Paxil Birth Defect (1) and Firefighter Hearing Loss (1).

First Judicial District of PA: Trial Division - Civil

**MASS TORT REPORT
DECEMBER TERM 2018**

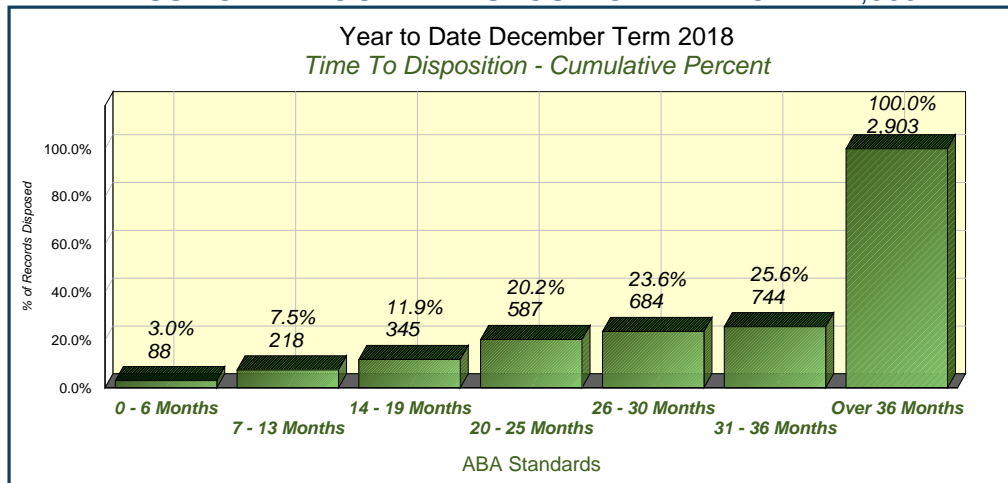
	Records Pending 12/02/18	Filings	Re-Open Records	Total Records Disposed	Net Deferred	Net Transfer	Records Pending 01/06/19	Deferred Records	Increase (Decrease)	Percent Increase (Decrease)
ASBESTOS	551	40	0	20	0	0	571	2	20	4%
PAXIL-BIRTH DEFECT	1	0	0	0	0	0	1	0	0	0%
FIREFIGHTER HEARING LOSS	1	0	0	0	0	0	1	0	0	0%
PHEN-FEN	2	0	0	0	0	0	2	0	0	0%
YAZ/YAZMIN/OCELLA LITIGATION	4	0	0	1	0	0	3	0	(1)	-25%
RISPERDAL	6,506	38	0	1	0	0	6,543	249	37	1%
XARELTO	1,956	17	0	1	0	0	1,972	0	16	1%
PELVIC MESH LITIGATION	90	0	0	2	0	0	88	0	(2)	-2%
REGLAN LITIGATION	98	0	0	1	0	0	97	1	(1)	-1%
VENA CAVA FILTER	406	32	0	0	0	0	438	0	32	8%
TOTAL	9,615	127	0	26	0	0	9,716	252	101	1.1%

First Judicial District of PA: Trial Division - Civil

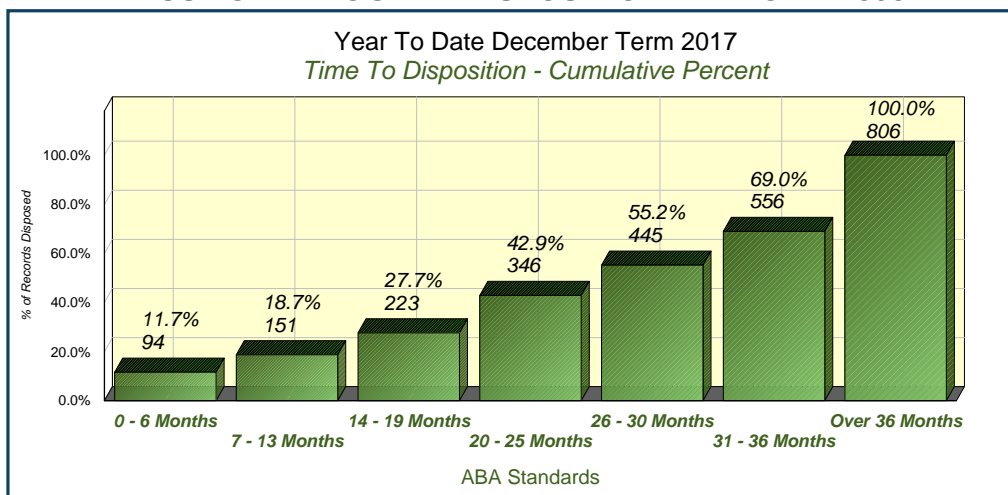
**MASS TORT REPORT
YEAR TO DATE DECEMBER TERM 2018**

	Records Pending 01/01/18	Filings	Re-Open Records	Total Records Disposed	Net Deferred	Net Transfer	Records Pending 01/06/19	Deferred Records	Increase (Decrease)	Percent Increase (Decrease)
ASBESTOS	589	258	9	286	(1)	2	571	2	(18)	-3%
PAXIL-BIRTH DEFECT	1	0	0	0	0	0	1	0	0	0%
FIREFIGHTER HEARING LOSS	85	0	0	84	0	0	1	0	(84)	0%
PHEN-FEN	2	1	0	1	0	0	2	0	0	0%
YAZ/YAZMIN/OCELLA LITIGATION	19	0	0	16	0	0	3	0	(16)	-84%
RISPERDAL	6,200	681	0	353	14	1	6,543	249	343	6%
XARELTO	1,619	435	2	83	0	(1)	1,972	0	353	22%
PELVIC MESH LITIGATION	119	2	1	34	0	0	88	0	(31)	-26%
REGLAN LITIGATION	2,073	0	3	1,989	10	0	97	1	(1,976)	-95%
VENA CAVA FILTER	277	217	0	57	0	1	438	0	161	0%
TOTAL	10,984	1,594	15	2,903	23	3	9,716	252	(1,268)	-12%

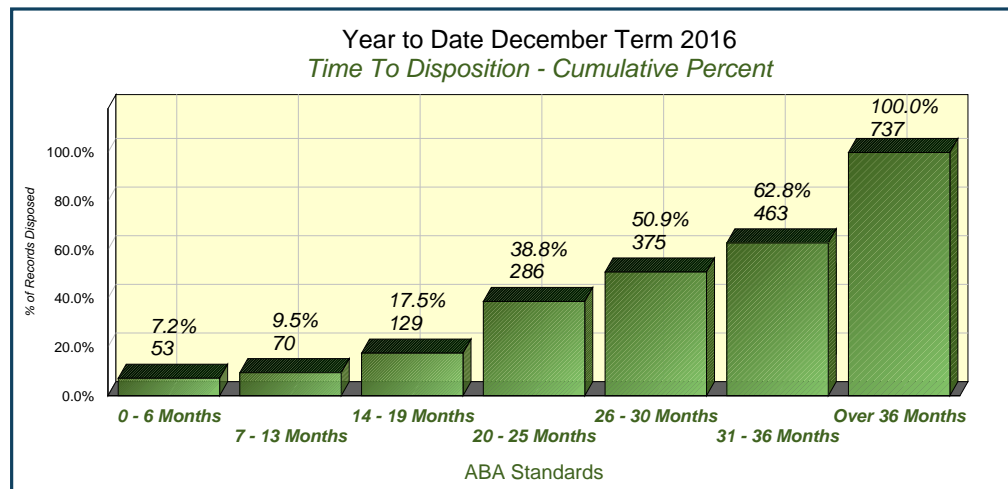
YTD DECEMBER TERM 2018: TIME TO DISPOSITION
MASS TORT PROGRAM DISPOSITION YTD TOTAL: 2,903



YTD DECEMBER TERM 2017: TIME TO DISPOSITION
MASS TORT PROGRAM DISPOSITION YTD TOTAL: 806



YTD DECEMBER TERM 2016: TIME TO DISPOSITION
MASS TORT PROGRAM DISPOSITION YTD TOTAL: 737

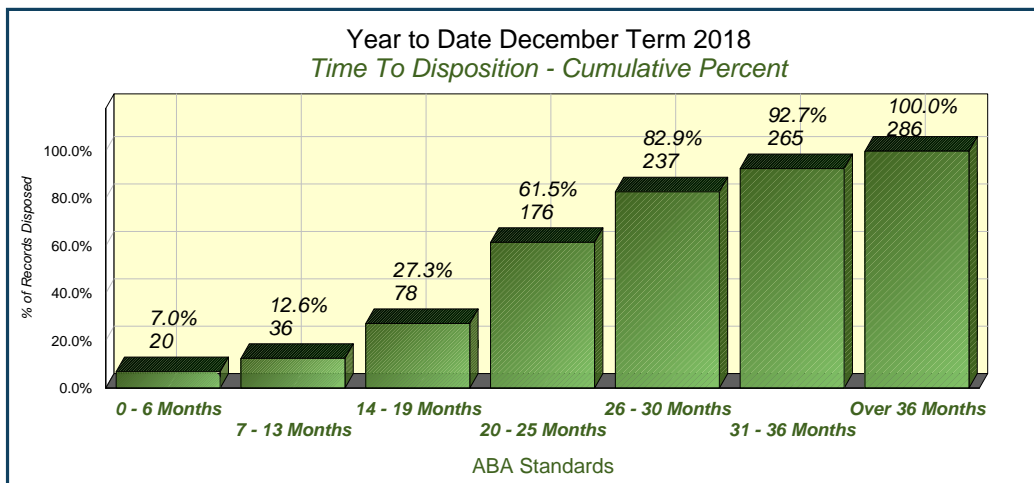


As defined by CourTools, Time to Disposition is an acknowledged measure of comparison, measured as the time it takes to process a case, from filing to disposition. A time standard is expressed in terms of the percentage of cases that should be resolved within a certain time frame. Courts should take note of existing guidelines and rules of court in their own jurisdiction when developing their own guidelines for each case type.

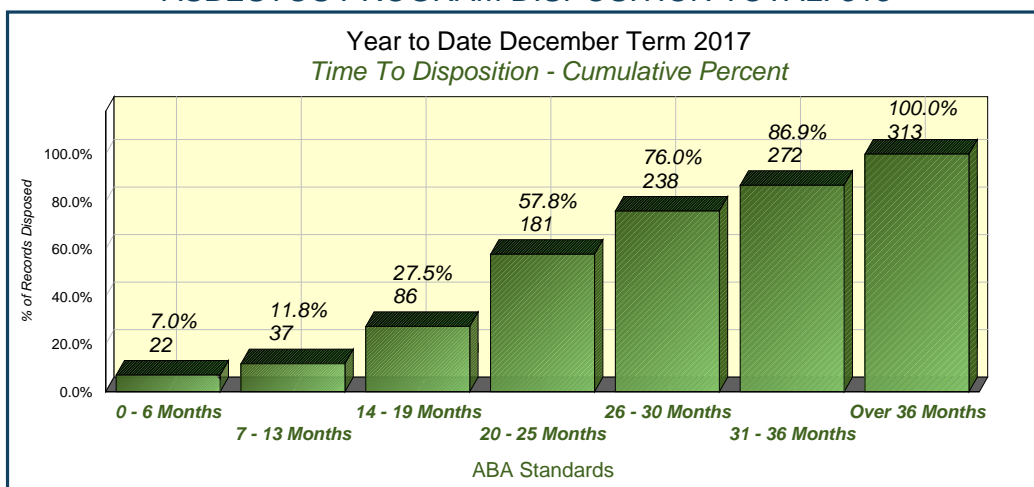
ABA Case Processing Standards

- * 90% within 12 months
- * 98% within 18 months
- * 100% within 24 months

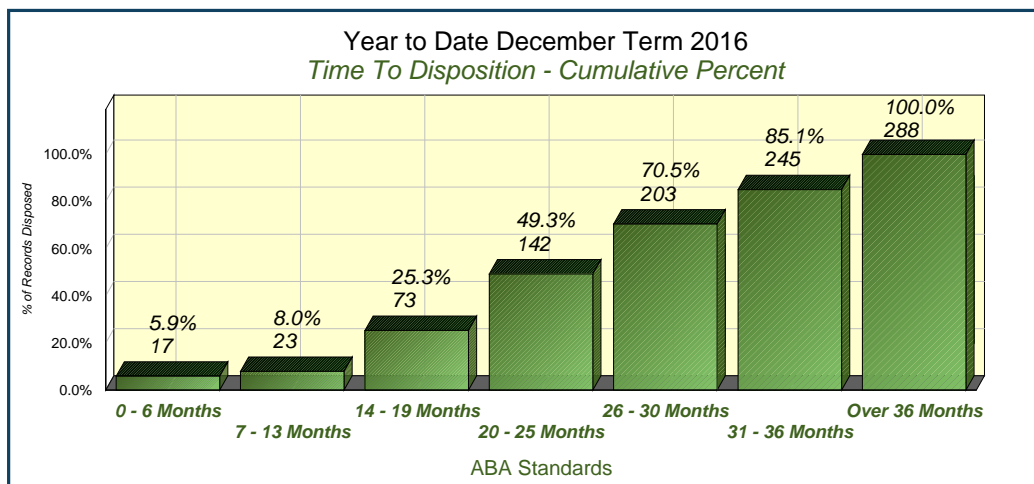
YTD DECEMBER TERM 2018: TIME TO DISPOSITION ASBESTOS PROGRAM DISPOSITION TOTAL: 286



YTD DECEMBER TERM 2017: TIME TO DISPOSITION ASBESTOS PROGRAM DISPOSITION TOTAL: 313



YTD DECEMBER TERM 2016: TIME TO DISPOSITION ASBESTOS PROGRAM DISPOSITION TOTAL: 288

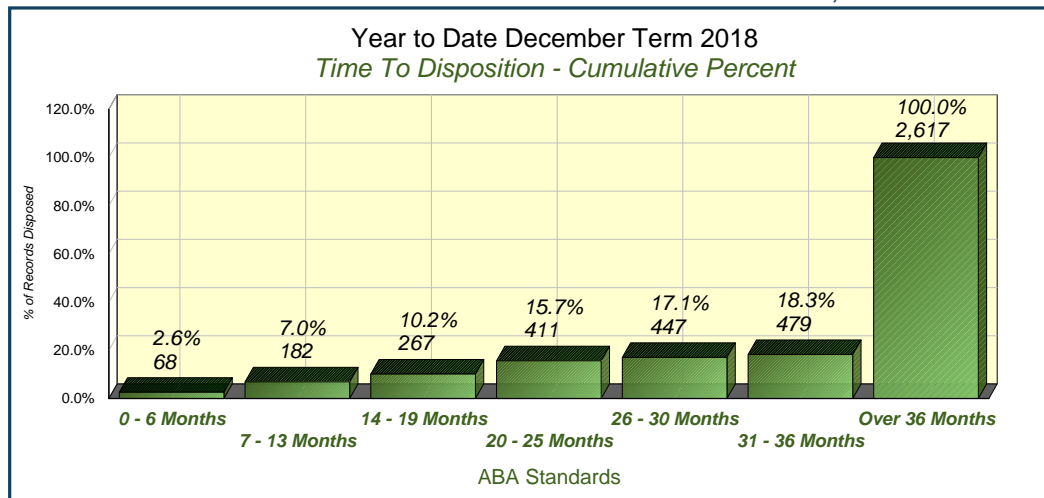


As defined by CourTools, Time to Disposition is an acknowledged measure of comparison, measured as the time it takes to process a case, from filing to disposition. A time standard is expressed in terms of the percentage of cases that should be resolved within a certain time frame. Courts should take note of existing guidelines and rules of court in their own jurisdiction when developing their own guidelines for each case type.

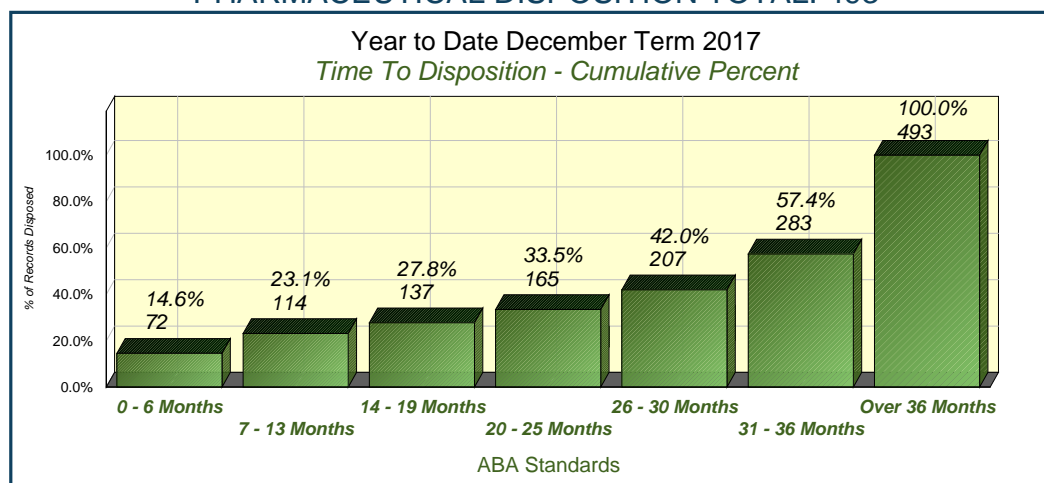
ABA Case Processing Standards

- * 90% within 12 months
- * 98% within 18 months
- * 100% within 24 months

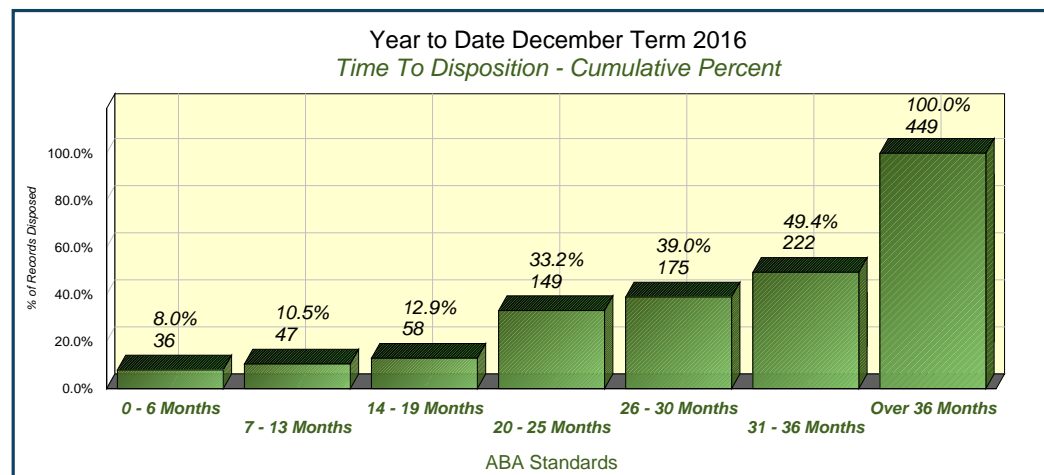
YTD DECEMBER TERM 2018: TIME TO DISPOSITION PHARMACEUTICAL DISPOSITION TOTAL: 2,617



YTD DECEMBER TERM 2017: TIME TO DISPOSITION PHARMACEUTICAL DISPOSITION TOTAL: 493



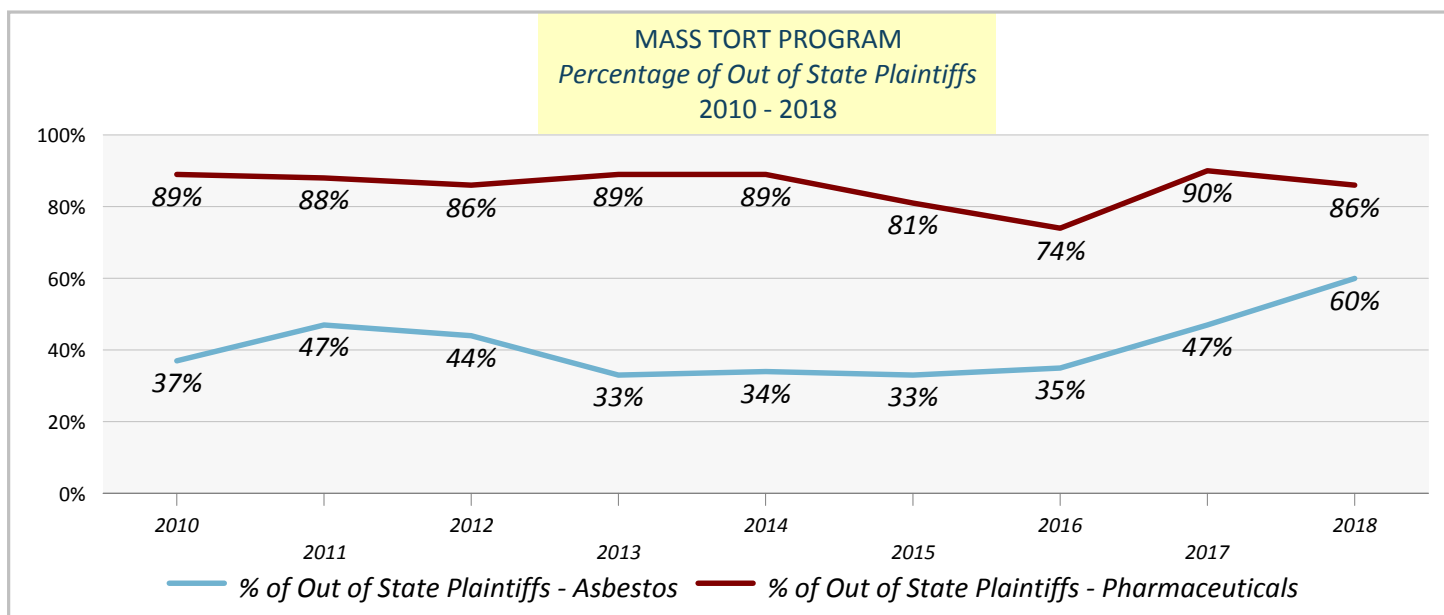
YTD DECEMBER TERM 2016: TIME TO DISPOSITION PHARMACEUTICAL DISPOSITION TOTAL: 449



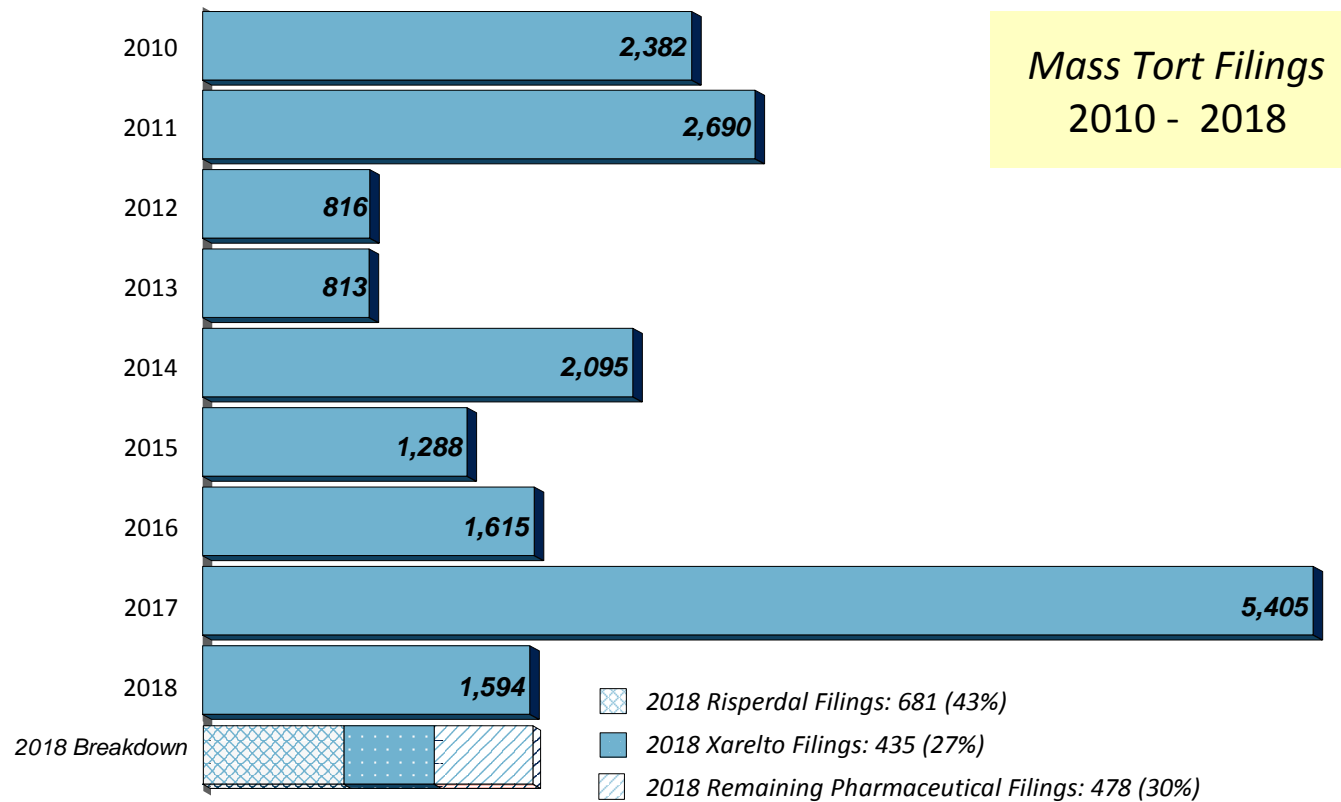
As defined by CourTools, Time to Disposition is an acknowledged measure of comparison, measured as the time it takes to process a case, from filing to disposition. A time standard is expressed in terms of the percentage of cases that should be resolved within a certain time frame. Courts should take note of existing guidelines and rules of court in their own jurisdiction when developing their own guidelines for each case type.

ABA Case Processing Standards

- * 90% within 12 months
- * 98% within 18 months
- * 100% within 24 months



Program Year	Asbestos Filings	Asbestos: Out of State Plaintiffs	Asbestos: % Out of State Plaintiffs	Program Year	Pharmaceutical Filings	Pharmaceuticals: Out of State Plaintiffs	Pharmaceuticals: % Out of State Plaintiffs
2010	284	106	37%	2010	2,305	2,060	89%
2011	312	147	47%	2011	2,435	2,132	88%
2012	327	143	44%	2012	489	420	86%
2013	330	109	33%	2013	483	429	89%
2014	268	90	34%	2014	1,827	1,617	89%
2015	258	84	33%	2015	1,030	830	81%
2016	286	99	35%	2016	1,329	990	74%
2017	287	134	47%	2017	5,118	4,599	90%
2018	258	154	60%	2018	1,336	1,146	86%



2018 total filings decreased 71% (3,811) from 2017 & Risperdal filings decreased 85%.

Xarelto filings basically stayed the same; 435 in 2018, 454 in 2017.

Filings for 2017 increased 235% (3,790) from 2016, with Risperdal having 82% (4,403)

of the filings for 2017, Xarelto had 8% (454) and the remaining filings 10% (548).

Between 2015 and 2016, there was a increase of 327 Mass Tort filings (or a 25% increase).

Between 2014 and 2015, there was a decrease of 807 Mass Tort filings (or a 39% decrease).

Between 2013 and 2014, there was an increase of 1,282 Mass Tort filings (or a 158% increase).

Between 2012 and 2013, there was a decrease of 3 Mass Tort filings (or a .4% decrease).

Between 2011 and 2012, there was a decrease of 1,874 Mass Tort filings (or a 70% decrease).

Between 2010 and 2011, there was an increase of 308 Mass Tort filings (or a 13% increase).